



RVG 6500



Innovation set free.

Several steps ahead

Introducing the RVG 6500 system – the first RVG sensor to offer Wi-Fi compatibility while maintaining the same best-in-class image quality you trust.

The RVG 6500 sensor represents a turning point in intraoral imaging. It not only delivers unsurpassed imaging resolution (> 20 lp/mm), but also redefines portability and convenience. Featuring iPad/iPhone/iPod Touch compatibility and one-click pairing with the workstation or device, the RVG 6500 sensor is designed to simplify the way you work.

Discover new opportunities with the RVG 6500 system... and change the way you think about intraoral sensors.



See clearly
Unsurpassed resolution of > 20 lp/mm provides unmatched anatomical detail for the clearest, sharpest images you can imagine.



Pediatric examination
Size 0



Vertical anterior
Size 1



Bitewing
Size 2



Tailored to fit
With three sizes available (0, 1, and 2), the sensor is perfectly sized for any examination. Size 0 is ideal for pediatric applications.

Exceptional in every detail

Uncompromised image quality

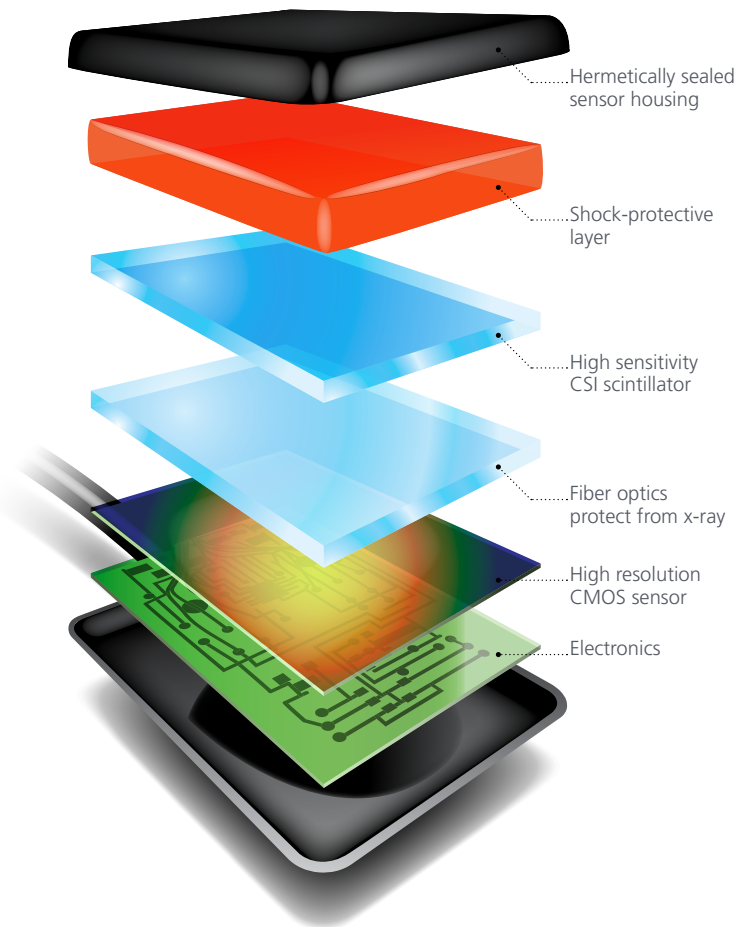
Our exclusive RVG technology is the result of decades of research in digital imaging. Combining high resolution with wide exposure latitude, the RVG 6500 sensor delivers exceptionally clear, sharp images with unmatched anatomical detail. The result: the highest image quality available.

Where ergonomics and durability meet

The RVG 6500 sensor's ergonomic design makes positioning easier than ever. Rounded corners ensure patient comfort, while a rear-entry cable helps with proper sensor placement to capture a variety of images that require horizontal or vertical positioning. And, thanks to thorough testing, the robust RVG 6500 sensor has been designed to provide maximum durability – ensuring a long lifespan.

Tested for everyday use

All of our products are built to last – and the RVG 6500 sensor is no exception. Thanks to rigorous testing, all RVG sensors have been designed to provide maximum durability and flexibility. Completely waterproof, the sensor can be safely submerged in disinfectant solution, while its shock-resistant casing offers protection from falls, bites, and other damage.



Safe, sound and superior

Our exclusive technology inside RVG sensors is designed to deliver the highest possible image quality – and all at the lowest possible dose. All of the sensor's elements work in perfect harmony to deliver the best results, while its robust design ensures maximum durability and a long lifespan – protecting from water, x-ray, and other damages.



Waterproof sensor
Waterproof sensor enables immersion in disinfectant solution.



Twist again and again
The flexible and robust cable has been tested to support tens of thousands of torsions – the equivalent of 10 years of use.

Shock-resistant
Shock-resistant casing protects from falls, bites, and other damage.

Move freely, see clearly

Portability redefined

The RVG 6500 sensor uses proven Wi-Fi technology to ensure maximum portability. Within seconds, images are transferred to your computer with no interruption to your workflow. And, without any wires to hold you back, you can easily share sensors between examination rooms and keep your operatories cable-free. Such efficiency not only eliminates cumbersome cables, but also provides complete mobility during chairside examinations.

Wireless that works

Unlike other wireless technologies, the RVG 6500 sensor employs the highest standard (802.11 b&g) in wireless to ensure optimal image transfer time and stability via a secure Wi-Fi network. Offering faster transmission times and less noise than other wireless devices, the sensor provides maximum reliability and exceptional, noise-free images. The result: faster, better wireless performance – with no compromise to image quality.



Optimized integration

The sensor's wireless design and a full set of holders let you place the sensor exactly where it is most convenient for you.

Cutting the cord

Wireless image transfer eliminates the need for a computer in each operatory and improves overall portability.

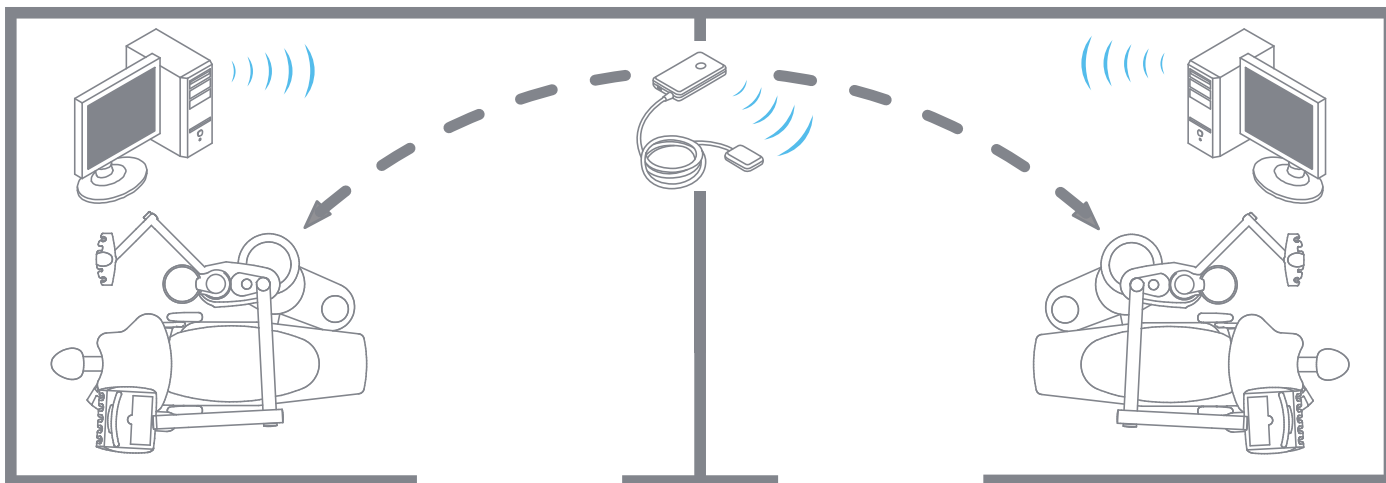


Simplified integration

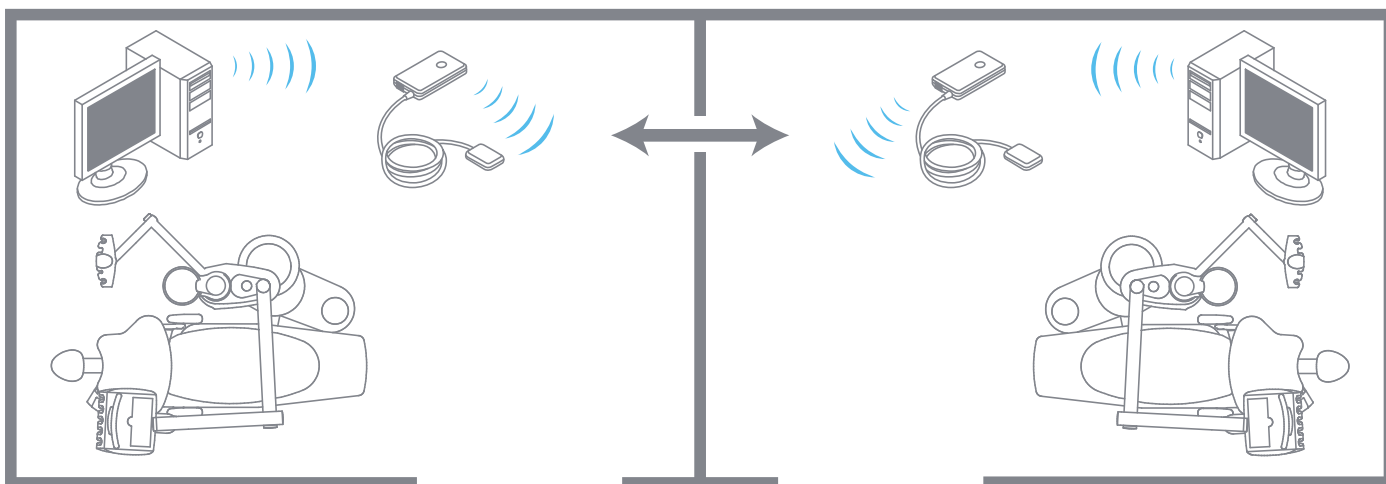
Versatile and easy to share, the RVG 6500 sensor is an affordable solution for any practice. Wi-Fi technology eliminates the need for a wired connection to your computer – so you can easily move the sensors from one examination room to another. And “one-click connection (RFID) tags” mean the sensor is easily paired with the workstation or device as it is moved between

operatories. The RVG 6500 system can also be used in a variety of configurations – making it an ideal choice for both single- and multi-chair practices. Plus, thanks to its compact design and various mounting options, you can place the sensor wherever it's convenient for you. Best of all, the RVG 6500 system includes all the required accessories for immediate installation and setup.

Unique technology, multiple configurations



One sensor, multiple computers, multiple chairs.



Multiple sensors, multiple computers, multiple chairs.

Imaging on the go

Your images at your fingertips

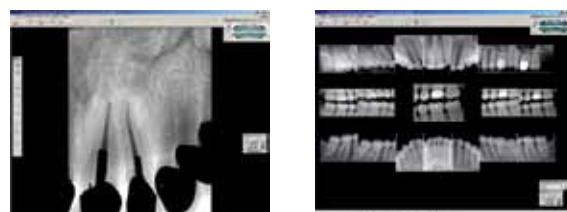
Access your images like never before. Thanks to our RVG mobile application, your iPad can serve as an acquisition station, a tool for reviewing images, and a powerful instrument to assist with chairside communication. With easy access to patient images, you have the potential to increase treatment acceptance – bringing in more revenue for your practice. After capturing and reviewing images, simply transfer them to your computer for diagnosis and archiving. The RVG mobile application provides access to your dental imaging software files, allowing you to easily transfer stored images between your computer and handheld device. And best of all, iPad integration means there's no need for a computer in each operatory.

In addition, the RVG mobile application provides remote access to your Carestream Dental's imaging software files, allowing you to easily transfer stored images – between your computer and handheld device.

Available from the Apple App Store, the RVG mobile application is the first of its kind and marks a turning point in mobility. As the only dental imaging tool in the industry to provide such compatibility, the RVG mobile application transforms any iPad, iPod touch or iPhone into a functional image review and communication tool.



*Images may be acquired and viewed for communication purposes on an iPad/iPod/iPhone. However, images viewed on an iPod/iPhone are not suitable for diagnostic purposes. Ask representative about iPad, iPhone and iPod touch compatibility.



Simple yet powerful software

Flawless integration with Carestream Dental's imaging software makes the RVG 6500 sensor a practical choice for any dental professional. Our easy-to-use software simplifies the way you modify, print, store and manage images. And, since it uses the same imaging software as your other Carestream Dental imaging systems, the RVG 6500 sensor can be easily integrated into your workflow. And its intuitive new user interface is compatible with any TWAIN-compliant imaging software.



Direct acquisition on an iPad/iPhone/iPod touch as well as a standard computer.



A continuing tradition of innovation

From 1982 into the future of dentistry.



1982

Dr. Francis Mouyen patents RadioVisioGraphie (RVG sensor), a prototype for the world's first digital dental radiography system



1987

RVG 25000, the world's first digital dental radiography system, is introduced



1994

Introduction of the IMAGER, the world's first portable digital radiography system



1999

RVGui, the first intraoral sensor to equal or exceed dental x-ray film performance, is introduced



2003

Introduction of the 6th generation of RVG sensors, based on new SuperCMOS technology.



2010

First RVG sensor to offer Wi-Fi compatibility is introduced, delivering the same image quality as RVG wired models



2011

Launch of RVG mobile, which enables the acquisition and viewing of RVG 6500 sensor images from an iPad

Smart accessories


The RVG 6500 system comes with all the accessories you need to make the most out of the system, including a sample pack of disposable hygienic sheaths, positioners, and mounting holder. Ask about all available accessories.



RINN XCP-ORA™
positioning kit



Toothbrush-type holders



U-type holders (available as
an option)



Hygienic sheaths

Technical Specifications

	Sensor size 0	Sensor size 1	Sensor size 2
Sensor technology:	CMOS, scintillator, optical fiber, shock-resistant sensor	CMOS, scintillator, optical fiber, shock-resistant sensor	CMOS, scintillator, optical fiber, shock-resistant sensor
True image resolution:	15 lp/mm	>20 lp/mm	>20 lp/mm
Pixel size:	18.5 µm	18.5 µm	18.5 µm
Outside dimensions:	22.2 x 30.8 mm	27.5 x 37.7 mm	32.2 x 44.1 mm
Dimensions of active area:	17 x 22 mm	22 x 30 mm	27 x 36 mm
Matrix dimensions (pixels):	900 x 1200	1200 x 1600	1440 x 1920
Wireless technology:	Wi-Fi 802.11 b&g	Wi-Fi 802.11 b&g	Wi-Fi 802.11 b&g
Battery:	Lithium	Lithium	Lithium
Battery autonomy:	Approx. 180 shots	Approx. 180 shots	Approx. 180 shots
Control box dimensions:	83 (H) x 47 (W) x 16 (D) mm	83 (H) x 47 (W) x 16 (D) mm	83 (H) x 47 (W) x 16 (D) mm

Would you like to know more?

Visit www.carestreamdental.com or contact your local authorised dealer.

Want to subscribe to our newsletter? E-mail dentalnews@carestream.com.